


## Table of Contents

	Page
Acknowledgements	iii
Abstract (Thai)	iv
Abstract (English)	vi
List of Tables	xii
List of Figures	xiii
List of Abbreviation	xv
Chapter 1      Introduction	
1.1 Background	1
1.2 Significance of Study	9
1.3 Purpose of the Study	12
1.4 Education / Application Advantages	13
1.5 Scope of Study	13
1.6 Location of the Research	14
1.7 Definition of Terms	15

Chapter 2	Theory and Literature Review	
	2.1 Maslow's Theory of Motivation-Hierarchy of Needs	17
	2.1.1 Physiological Needs	18
	2.1.2 Safety Needs	19
	2.1.3 Social Needs	19
	2.1.4 Self-esteem Needs	20
	2.1.5 Self-actualization Needs	21
	2.1.6 Self- transcendence Needs	21
	2.2 Maslow's Theory - Limitations and Criticism	22
	2.2.1 ERG Theory of Motivation – Clayton P. Alderfer	22
	2.3 Capability Approach	23
	2.4 Income Distribution and Consumption	24
	2.5 Causes of Dualism (Amartya Sen- 1975)	26
	2.5.1 Laborer' job preferences	27
	2.5.2 Indivisibilities in labor supply	27
	2.5.3 Loss of share of family income	28
	2.5.4 Labor legislation and union pressure	28
	2.5.5 Employers' incentives for paying high wages	29
	2.6 Moral Related Literature	29
	2.7 Poverty and Opium Related Literature	31
	2.8 Summary	38
Chapter 3	Research Methodology	
	3.1 Selection of Targeted Population and Sample	41

	3.2 Data Processing Procedure and Analysis	44
	3.3 Conceptual Framework and Hypotheses	47
	3.4 Correlation Analysis	49
	3.5 Regression Analysis	49
Chapter 4	Research Findings	
	4.1 Demographic Location	51
	4.2 Access to Health Facilities and Local Habits	53
	4.3 Government Intervention	55
	4.4 Uncertain Land Ownership Right	57
	4.5 Different in Wages	60
	4.6 Difference in Return	62
	4.7 Socio-economic Status of Households	64
	4.8 Social Standing	66
	4.9 Morality and Decision of Illegal Business	69
	4.10 Inequality of Income in Terms of Consumption per Adult Equivalent	71
	4.11 Composition of Tangible Living Standard and Intangible Life Satisfaction	79
	4.12 Processing and Workload	86
Chapter 5	Conclusion and Policy Recommendation	
	5.1 Conclusion	89
	5.1.1 The Immediate Cause	89

5.1.2 The Underlying Causes	91
5.1.3 The Root Causes	93
5.2 Policy Recommendation	97
5.3 Outlook for Further Research	100
References	102
Curriculum Vitae	107



ลิขสิทธิ์มหาวิทยาลัยเชียงใหม่  
Copyright© by Chiang Mai University  
All rights reserved


## List of Tables

<b>Table</b>	<b>Page</b>
2.1 Illicit Drug Eradication Plan of Special Region Six, Myanmar	36
3.1 Wealth Ranking Criteria Applied by Village Peace and Development Council	42
3.2. Population Data Updated as of 30 <sup>th</sup> April 2010 by VPDC	43
4.1 Three Strata of Wealth by Village	51
4.2 Bivariate Correlation for Hypothesis One	59
4.3 SPSS Printout for Regression Result of Hypothesis Two	61
4.4 SPSS Printout for Regression Result of Hypothesis Three	63
4.5 SPSS Printout for Regression Result of Hypothesis Four	65
4.6 Bi-variate Correlation Result of Hypothesis Five	67
4.7 SPSS Printout for Regression Result of Hypothesis Six	70
4.8 Gini Index by Village	71
4.9 Decomposable Theil Index by Village	73
4.10 SPSS Printout for Regression Result of Hypothesis Eight	79
4.11 SPSS Printout for Regression Result of Hypothesis Nine	82
4.12 SPSS Printout for Regression Result of Hypothesis Ten	87

## List of Figures

<b>Figure</b>	<b>Page</b>
1.1 Map of Myanmar	1
1.2 Map of Shan State	3
1.3 Map of Cease Fire Group	4
1.4 Myanmar Cheroot Cigars	7
1.5 Poppy Cultivation Areas (2008-2009), Shan State, Myanmar	10
1.6 Research Site in Hopong Township	14
2.1 Maslow Need Pyramid	18
2.2 Alderfer's Frustration Regression Principle of ERG Theory	22
3.1 Conceptual Framework	46
4.1 Cross Tabulation of Wealth versus Identification of Poppy Producer	52
4.2 Health Facilities of Research Sites	53
4.3 Diagnose Case from 1999 up until April 2010 Kyauk Tan RSH	54
4.4 Access to Arable Land of Non-Poppy versus Poppy Households	58
4.5 Lorenz Curves of Poppy and Non Poppy Growing Households in Nan Paw Sum Village	72
4.6 FGT Index of Poppy Household by Village	74
4.7 Comparasion FGT Index for Pong Chaung Village	75
4.8 Comparison FGT Index for Yoke Village	75

4.9 Comparison FGT Index for Limaw Village	76
4.10 Comparison FGT Index for Nan Paw Sum Village	76
4.11 Comparison FGT Index for Kyauk Tan Village	77




ลิขสิทธิ์มหาวิทยาลัยเชียงใหม่  
Copyright© by Chiang Mai University  
All rights reserved

## List of Abbreviation

AB	Abortion
ADS	Alcoholic Dependent Syndrome
ANE	Anemia
ARI	Acute Respiratory Tract Infection
BAs	Bronchial Asthma
CCDAC	The Central Committee for Drug Abuse Control
CPI	Corruption Perception Index
CSM	Clinical Symptoms of Malaria
CVA	Cerebra Vascular Accident
DPDC	District Peace and Development Council
GE	Gastro Interties
GOUM	Government of Union of Myanmar
HDI	Human Development Index
IRIN	The Integrated Regional Information Network
MTA	Mong Tai Army
NATALA	Ministry for the Progress of Border Areas and National Races
PLW	Palaung Women Organization
PNA	Pa Oh National Army
PNLO	Pa Oh National Liberation Organization
PNO	Pa Oh National Organization
RSH	Rural Station Hospital
SPDC	State Peace and Development Council
SLORC	State Law and Order Restoration Council



TPDC	Township Peace and Development Council
UNDP	United Nations Development Programme
UNGASS	United Nations General Assembly Special Session
UNICEF	United Nations Children' Funds
UNODC	United Nations Office on Drugs and Crimes
UTI	Urinary Tract Infection
VH	Viral Hepatitis
VPDC	Village Peace and Development Council



ลิขสิทธิ์มหาวิทยาลัยเชียงใหม่  
Copyright© by Chiang Mai University  
All rights reserved